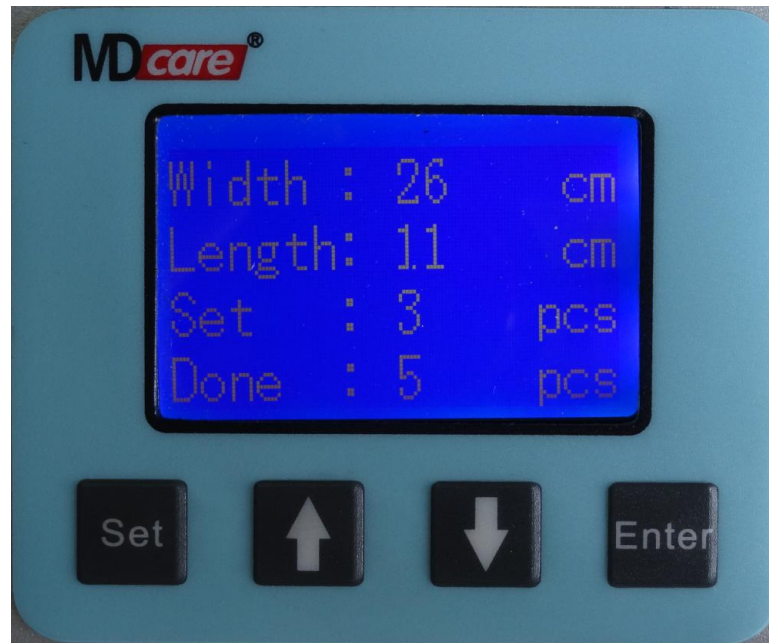



Replace the blade 换刀片

1. Set in a value, e.g. 26cm, at Width, then press Enter key to start, switch off when the knife house moves to the middle part of the machine. The knife house will stop there for your maintenance.
将宽度设一个数值，按“Enter”键启动。当刀头走至机器中部，切断电源，刀头即停靠接受维护。




Place the sterilization reel. 放置封口袋。

5. The left side of the reel should be on “0” of the ruler.
将封口袋左边对准量尺的“0”位。




Place the sterilization reel. 放置封口袋。

6. Pull the handle upward so that the Rubber Rollers press the reel tightly. 将把手上提复位让橡胶滚轴压紧封口袋。



The autocutter is cutting the reel on your order.
自动切割机按设定切割封口袋。



LCD Key Board 液显示屏键盘

